

PRINOTH LLC Eastern US

2 Whitney Rd, Unit 1
Concord NH, USA 03301
Tel. 603.267.7840
prinoth.us@prinoth.com

PRINOTH LLC Far West US

2620 East 5th Street
Reno NV, USA 89512
Tel. 775.359.7517
prinoth.us@prinoth.com

PRINOTH LLC Rocky Mountains

2746 Seeber Drive Bldg B
Grand Junction CO, USA 81506
Tel. 970.242.7150
prinoth.us@prinoth.com

PRINOTH LLC Intermountain

2566 South Decker Lake Lane #3
West Valley UT, USA 84120
Tel. 801.364.8266
prinoth.us@prinoth.com

PRINOTH LTD Western Canada

285071 Frontier Road
Rockyview, AB, CANADA T1X 0R4
Tel. 403.279.7271
prinoth.canada@prinoth.com

PRINOTH LTD Eastern Canada

1001, J.-A. Bombardier Street
Granby, QC, CANADA J2J 1E9
Tel. 450.776.3600
prinoth.canada@prinoth.com

HUSKY
RULER OF
TRAILS



Pinotti



THE COMFORT ZONE





PRINOTH CONTROL UNIT

CUSTOMIZED INTERFACE A WITH A SINGLE TOUCH

The customizable PRINOTH CONTROL UNIT is convenient and practical. Operators can tailor the user interface with their preferred shortcuts and vehicle settings. This means that each time they're in the operator's seat, the relevant settings are saved – making the start-up process faster so that trails can be groomed sooner.

- The 12-inch tilting touchscreen makes everything easy to see at night or during the day.
- The display of the rearview camera can be changed to large or small on the screen.
- Vital details about the machine such as engine, tiller, and quick access pages are always visible.

PRECISE CONTROL & COMFORTABLE OPERATION

The improved “joystick-in-joystick” design provides precise blade and tiller control and allows simultaneous blade movement. The ergonomic joystick hand rest enables hours of smooth, comfortable operation. The reaction time has been reduced making it easier for operators to feel the blade in action which increases accuracy and operator comfort.

QUICK ACCESS PAGES: TRACK TENSIONING, ENGINE, VEHICLE SETTINGS, CABIN, FRONT TOOLS, REAR TOOLS, SNOW PARK FUNCTIONS

FLEXIBLE CAMERA DISPLAY SETTING: SMALL OR LARGE

PERSONALIZED USER PROFILE

CUSTOMIZABLE TILES FOR PERSONAL PREFERENCES

KEYPAD: FOCUS ON DIRECT ACCESS TO FUNCTIONS, CLEAR COCKPIT DESIGN

JOYSTICK IN JOYSTICK

ADJUSTABLE JOYSTICK ORIENTATION

THE JOYSTICK MIMICS ERGONOMIC HAND POSTURE

COLOR CODING MAKES IT EASY TO LEARN FUNCTIONS

ONE MOVEMENT FROM DOWN PRESSURE TO FLOAT POSITION TO TILLER COUNTER PRESSURE







UNSTOPPABLE
FORCE —
UNRIVALED
RESULTS

CONFIGURATIONS	V 2,3	V 2,5	V 2,8	V 3,1	POWER Tiller
Tiller with hydraulic side wings up	3,075 mm 10'1"	3,345 mm 11'	3,530 mm 11'7"	3,880 mm 12'8"	4,440 mm 14'7"
Tiller with hydraulic side wings down	4,095 mm 13'5"	4,365 mm 14'4"	4,550 mm 14'11"	4,900 mm 16'1"	5,120 mm 16'10"



• STANDARD SIDE WINGS
ENSURE AN EVEN
BETTER SLOPE FINISH

• TILLER TEETH ARE ARRANGED
FOR PERFECT RESULTS AND SHAPED
TO ENABLE TILLING IN BOTH
DIRECTIONS OF ROTATION





TILLER

TILLING TECHNOLOGY FOR THE PERFECT SLOPE

PRINOTH tilling technology is known for delivering the best slopes and cross-country trails in the industry. The well proven HUSKY Tiller is available in four different widths. Interlaced tiller teeth improve efficiency and enable long-lasting results in all snow conditions. With the HUSKY Tiller, mode selection can be done with the tiller raised; up and down pressure can be adjusted continuously.


The HUSKY POWER Tiller creates a deep, fine-grained layer of snow for sensational slope and trail quality that lasts. Specially arranged tiller teeth transform the snowpack into an even layer and the side wings adapt easily to a variety of surfaces. The HUSKY POWER Tiller features two separate cutter bars with a flex joint between them. It can be used in flat, A- or V-shape lock – a function no other tiller has, making it easier to create small parks while requiring less snow.

With PRINOTH tilling technology and its exceptional maneuverability, the HUSKY is the all-rounder among snow groomers and can be used on the slopes, for cross-country trails and in the park.



LAY THE
PERFECT
TRACKS





CUTTING ANGEL
COMPENSATION

TILLER TEETH ARE ARRANGED
FOR PERFECT RESULTS AND SHAPED
TO ENABLE TILLING IN BOTH
DIRECTIONS OF ROTATION

NORDIC LINER
WITH/WITHOUT
TRACK TILLER

HYDRAULIC SIDE
SHIFT: NORDIC
LINER MOVE

NORDIC LINER

HIGHLY FLEXIBLE AND EXCEPTIONALLY ACCURATE

The NORDIC LINER guarantees perfect finishes for great cross-country skiing experiences. Skate skiers can look forward to an even, smooth surface. The SKATING finisher has a smaller profile than an alpine tiller, which produces a finer, narrower corduroy finish – ideal for a smooth skating glide.

For the classic style, the NORDIC LINER prepares precise, long lasting tracks that meet the highest standards – whether for leisure or competition. The two track setting plates and the track tillers can be used independently – depending on the requirements and the condition of the trail. This ensures efficient preparation and can help reduce fuel consumption. Both the track-setting plates and the track tillers follow the vehicle at the same time, guaranteeing a perfect track even on winding routes.






PUSH LIKE
NO OTHER







BLADES

There are three blade options for the HUSKY that have each been developed to help you create a perfect pass on trails or slopes. Each blade employs the familiar 12-way movement for snow distribution while the lifting capacity can be helpful for transporting equipment.

All blades can also be operated in the optional floating position, in which the blade automatically follows the course of the terrain and its irregularities. This allows the operators to utilize blading techniques during trail and slope preparation, ideal for low snow conditions.

The Ice Ripper functionality is built into the bottom of the MASTER Blade. Mounted to the rear of the blade, the teeth on the Ice Ripper scratch the snow surface at a depth of approximately 2,5 cm/1 inch. This assists the operator by preprocessing a hard snow surface prior to the tracks and tiller, helping produce the perfect finish in the toughest conditions.

HUSKY STANDARD BLADE: SMALL OR LARGE

The HUSKY 12-Way Standard Blade was developed specifically for the pushing needs of the HUSKY while being mindful of tight spaces.

- For a wider track and tiller configuration choose the large blade. For a narrower configuration the small option is your blade of choice.
- The blade has a turning radius more than 50°, making the HUSKY Blade easy to maneuver and the machine effective in small spaces.

MASTER BLADE

The largest blade for the HUSKY provides the greatest pushing performance, while still being agile.

- The MASTER Blade has a curved interior profile, which allows continuous rolling of the snow in the blade. This improves the pushing performance and facilitates the pre-processing of the snow for tracks and tiller.
- Blade teeth are specially designed to break up ice and snow in the most effective way.
- 12-way blade movement provides maximum efficiency and precision.
- Stable fixation points for transportation of tools needed on slopes and trails.

POWER ALL
THE WAY







POWERFUL AND MORE SUSTAINABLE

EUROMOT STAGE V/EPA TIER 4 FINAL

Clean and powerful – the engines in PRINOTH snow groomers offer low fuel consumption, low emissions and unrivaled performance.

The HUSKY comes with an MTU 4-cylinder engine, that delivers 231 hp/170 kW and a maximum torque of 950 Nm/700 ft-lb. An exhaust treatment system with SCR catalytic converter and diesel particulate filter significantly reduces emissions. The engine is approved to be used with synthetic fuels such as HVO and GTL, which further reduces CO₂ emissions.

With its low maintenance, running costs and emissions, the MTU engine is the perfect choice for the HUSKY – a compact, powerful and nimble snow groomer that can be used indoors and outdoors.



A Rolls-Royce
solution

- ENGINE: MTU OM 934LA
- OUTPUT: 170 KW/231 HP
- TORQUE: 950 NM/700 FT-LB @ 1,200-1,600 RPM





MORE GRIP





PRINOTH TRACKS

THE RIGHT TRACKS FOR EVERY TERRAIN

Providing the best contact between the vehicle and snow layer. Whether man-made snow or champagne powder, ice, stony surfaces or even asphalt – PRINOTH's track portfolio of high-grade tracks is guaranteed to meet every need. Combine the track type with the blade and tiller to create the best configuration for your specific requirements.

ALUMINUM TRACKS: 2.5 / 2.8 / 3.1 / 3.4

- Excellent closed profile tracks for climbing and maneuverability in a variety of snow conditions.
- The overlapping lock simplifies handling and makes them easy to service.

OPEN STEEL TRACKS: 2.5 / 2.8

- The steel track with the open profile is ideal for fresh and powder snow and can also be used on roads or fields.
- The overlapping lock simplifies handling and makes them easy to service.

ALL-SEASON TRACKS: 2.5 / 2.8

- This rubber track protects the ground – whether roads, fields, or asphalt – making it functional even when there is little or no snow.
- Can be used for normal operation as well as to transport people or materials during summer and winter – especially in areas where the vehicle has to cross the road frequently.


PRINOTH CONNECT

PRINOTH Connect can make your fleet's vehicle operations easier to manage, more cost efficient, and more environmentally sustainable. It is our commitment to improving everyday work life for people operating our machines and employed in ski resorts.

We do this through technology that connects you with your colleagues and your vehicles. This enables up-to-date information on your equipment whenever and wherever you need it. The functions are accessed through the online resort management platform Skadii. Data is displayed via a single user interface in real time, and provides access to numerous reports.


SNOW MEASUREMENT*

One of the most important tools in a ski resort or on the trails is a snow measurement system. Knowing the snow depth at all times improves the quality of your slopes, trails, and terrain parks – and good slopes mean happy customers. Managing snow efficiently can extend the ski season, will save costs and enables increased sustainability.



FLEET MANAGEMENT*

Whether snow groomer, snowmobile or any other vehicle – know where they are and what they are doing at all times. With our Fleet Management system, we give you the big picture, which helps you optimize your operations and productivity, saving time, money and resources.



TASK MANAGER

With dozens, often hundreds of tasks a week to manage in a ski resort, current solutions are reaching their limits. Task Manager simplifies communication and makes it easier to manage tasks. It helps keep you up to date at all times and gives you peace of mind that your operations are running smoothly.



MAINTENANCE OVERVIEW

Whether it's a single snow groomer or an entire fleet, Maintenance Overview allows easy and efficient management and organization of all maintenance and repairs saving time and money through optimized, standardized processes and documentation.



*The modules can be purchased and used separately or as a package



TRANSFORM THE TRAILS

The HUSKY Trail Groomer is exactly what the snowmobile rider wished all clubs used on their trails. Each trail groomer contains a brush guard that protects the cabin from branches. For the operator, the HUSKY is comfortable, powerful, and quiet. It can pull either a tiller or drag up, down and all around the steepest, longest, or narrowest of trails. Specifically for the drag operation, four hydraulic circuits allow the operation of all functions. No matter the snow type, from fresh powder to heavy spring conditions, this trail groomer has the torque and reliability to always get the trail groomed.



TRANSPORT CABIN

COMFORTABLE AND CONVENIENT

The transport cabin has panoramic windows that enable all-round views. The cabin can transport up to nine people with skis or snowboards. Seatbelts for each passenger, a sound system and optional leather seats, heating and air conditioning ensure safe and comfortable travel. For transporting goods, the seat benches can be easily folded up.



Prinoth
CUSTOMER SERVICE

THE RIGHT PARTNER FOR EVERY ASPECT OF GROOMING

Innovation, quality, professionalism, care – for over 60 years, PRINOTH has set the standards not only on the slopes, but also in terms of service. With its dependable all-round packages, ranging from top-level advice, to outstanding customer service, to attractive training courses.

SCAN THIS QR
CODE TO VISIT THE
PRINOTH PARTS SHOP



PRINOTH SERVICE

Expert support and technical assistance during inspections, repairs and maintenance work are all part of PRINOTH's customer service promise.

- Fast, flexible, reliable service
- Worldwide infrastructure backed by local service technicians who have the expertise and tools to fulfill your specific requirements to get your groomer fixed right here, right now.
- Available around the clock, including an emergency hotline which helps reduce critical downtime



PRINOTH ACADEMY

Knowledge and skills are the foundations for creating perfectly groomed slopes, parks and trails. Training programs are available for both technicians and operators. Choose from theory, hands-on practice, or both.

- The three progressive level system: BASIC, ADVANCED and EXPERT
- eLearning provides flexibility
- In-person training is available at regional offices, or have a course customized for your resort.

www.prioth.com/academy



PRINOTH PARTS SHOP

Guaranteed OEM parts ensure long-term performance and reliability, and are available at the click of a button on the PRINOTH Parts Shop.

- Simple, quick and straightforward. Get the right parts, right now in the online shop with real-time availability and clear pricing.
- Certified OEM Parts – components are made, tested and proven specifically for your snow groomer.
- A full lineup of kits are available for your particular machine, which lets your mechanics spend more time working and less time searching.

parts-shop.prioth.com



TECHNICAL DATA

DIMENSIONS AND WEIGHT

Total vehicle length	4,065 mm 13'4"
Total length vehicle with attachments	7,250 mm/6,810 mm 23'9"/22'4"
Total length with with attachments and NORDIC LINER	max. 8,630 mm 28'4"
Overall height	max. 2,770 mm 9'1"
Versions of working width	2,5/2,8/3,1/3,4 m 8'2"/9'2"/10'2"/11'2"
Transport dimensions (length/width/height)	5,110 mm/2,445 mm/2,655 mm 16'9"/8'/8'8"
Weight with tracks and attachment (blade and tiller)	from 5,597 kg from 12,339 lbs
Permitted gross weight	8,000 kg 17,637 lbs

PERFORMANCE

Max. speed	up to 22.5 km/h up to 14 mph
Turning radius	0 (around its own axis)

ENGINE

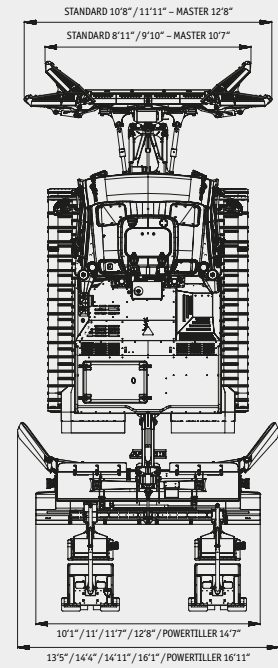
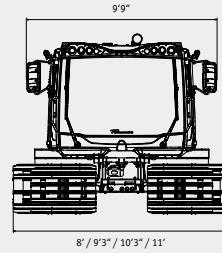
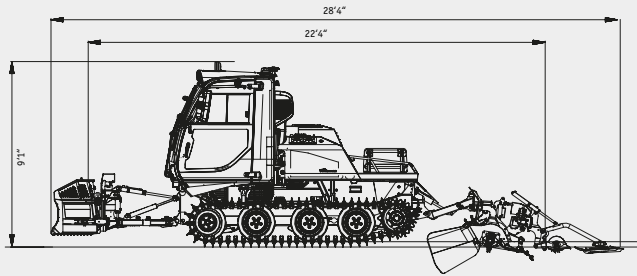
Model	MTU OM 934LA
Emission Standard	Euromot STAGE V Euromot Stage V/EPA Tier 4 Final
Fuel Types	Diesel, HVO, GTL and BTL*
Power output (ECE)	170 kW/231 PS 170 kW/231 hp
Max. torque	950 Nm @ 1,200-1,600 min ⁻¹ 700 ft-lb @ 1,200-1,600 rpm
Displacement	5,1 l
Cylinder configuration	in line 4 cylinder, direct injection, Common Rail
Emission regulation type	SCR
Tank capacity diesel	fuel 275 l**/150 l 60.5 gal**/33 gal
Tank capacity AdBlue®	40 l 8.8 gal

DRIVE

Drive pump	90 cm ³
Final drive	63 cm ³

LIGHTS

Four working headlights front	
Two high beam / low beam lights	
Two direction indicators and position lights front & rear	
One search light	
Two direction lights	
Two position lights	
Four directional spotlights rear	



OPERATOR CABIN

Left-hand drive, mechanical suspension, seat bench for 1 person + emergency seat

PRINOTH CONTROL UNIT: New 12" touch-screen display, new armrest with multifunctional joystick (J-in-J function), ergonomic arrangement of controls, radio FM/AM, DAB Plus, CD, MP3/WMA, music and hands-free system via Bluetooth, AUX-In, steering lever and speed potentiometer, RFID key system for saving operator preferences and settings

Tinted sunroof

Electrically adjustable and heated mirrors, front, rear and side windows

Automatic heating and ventilation with touchscreen control, footwell heating system

Heated wipers

ROPS certified according to EN 15059

12-WAY BLADE

	STANDARD	MASTER
Open	3,250 mm/3,650 mm 10'8"/11'11"	3,875 mm 12'8"
Closed	2,720 mm/3,000 mm 8'11"/9'10"	3,220 mm 10'7"

TILLER

	V 2,3	V 2,5	V 2,8	V 3,1	POWER TILLER
Tiller (with hydraulic side wings up)	3,075 10'1"	3,345 11'	3,530 11'7"	3,880 12'8"	4,440 14'7"
Tiller (with hydraulic side wings down)	4,095 13'5"	4,365 14'4"	4,550 14'11"	4,900 16'1"	5,155 16'11"

STANDARD FUNCTIONS

Adjustable tilling contact pressure

Cruise Control

Onboard diagnostics

Electro track tension

Snow Depth Measurement

Additional fuel tank (125 l | 27.5 gal)

Floating position blade

Preparation for front hydraulics

Ice ripper

Steel tracks, all season tracks

Polar Kit

X-package: increased range of motion of blade and tiller, inclinometer, distance meter

OPTIONS

Comfort seat

Steering levers

Air conditioning

Full-LED light equipment

Brush guard

Rear view camera

Fleet Management

ADDITIONAL EQUIPMENT

NORDIC LINER basic (with/without track tiller)

NORDIC LINER move (with/without track tiller)